



HBBH17

Low Power LED Wall Pack Light
for Safe Environments

Efficient lighting solutions designed as
per space requirements

145 lumens/watts



ABOUT US

- Trusted provider of robust LED lighting engineered for the most challenging industrial settings
 - Supporting clients across industries like oil & gas, mining, manufacturing, and marine sectors.
 - Committed to excellence, reliability, and adherence to the highest safety standards.
-

WHY CHOOSE HAZBRITE

⇒ SAFETY YOU CAN COUNT ON :

- Thoroughly tested by experts to meet stringent safety requirements.
- Compliant with industry-leading certifications and protocols.
- Built to deliver long-lasting performance in demanding condition.

⇒ FAST AND RELIABLE DELIVERY OF PRODUCTS :

- Majority of orders fulfilled on time delivery.
- Immediate availability of products for urgent needs.
- Real-time tracking for complete visibility and control.

⇒ EXPERTISE DRIVEN SERVICES :

- Dedicated support team with deep industry knowledge.
- Customized lighting solutions tailored to your project's need.
- Comprehensive after-sales support and maintenance.



⇒ ECO - CONSCIOUS SOLUTIONS ;

- High-efficiency lighting that cuts energy usage.
 - Environmentally responsible design and packaging.
 - Sustainable products that reduce waste and operational costs.
-

**SETTING THE STANDARD IN SAFETY-ORIENTED
LIGHTING FOR CRITICAL, HAZARDOUS & SAFE
OPERATIONS ALIKE.**


GENERAL INFORMATION

Power	20W
Efficacy	130lm/W, 145lm/W
Input Voltage	220-240VAC, 100-240 VAC, 50 / 60 Hz
Power Factor	>0.90
Control	Power and CCT selectable
IP Rating	IP66
IK Rating	IK10
Operating Temperature	-30°C to + 45°C, -30°C to + 50°C
Mounting Options	Wall Mount
Warranty (Years)	5 Years



STANDARD MATERIALS

- Material - Aluminum Alloy
- Powder Coating Finish.
- PC lens
- Fixture Color - Black (RAL9017)



Note : Product Specifications and Design subject to change without notice



KEY FEATURES

1. 2 CCT & 3/5 power selectable options reduce SKUs and ensure rapid delivery.
2. Small size and lightweight save much freight cost, extremely friendly for making stock.
3. Despite its compact size, it maintains reliability with IP66 & IK10 high protection grade.
4. Most important is, Smartlite with warm CCT is dark-sky compliant, no light pollution, helping stargazers enjoy amazing starry skies
5. Special-designed pc optics lens (TYPE III Distribution)

ADDITIONAL FEATURES


- Input Voltage : 220-240 Vac / 100-240 Vac , 50 / 60 Hz
- Power Factor : >0.90
- 4000K (2700K, 3000K optional)/2CCT Selectable (3000K, 4000K)
- Surge Protection : 1.5kV line-line, 2kV line-earth/ 6kV line-line, 10KV line-earth
- Control : Power and CCT selectable
- CRI(Ra) : Ra80 (Ra70 optional)
- Power Supply : UPSHINE/SOSEN
- Driver type : CONSTANT CURRENT (CC)
- Wall mounting options



APPLICATIONS



Schools




Corridor




Hotels



Warehouses



Parking Lots



Building Exteriors

TECHNICAL DATA

ELECTRICAL DATA

Power Consumption (W)	20W
Power Supply	UPSHINE/SOSEN
Input Voltage	220-240VAC, 100-240 VAC, 50 / 60 Hz
Power Factor	>0.9
Surge Protection	1.5kV line-line, 2kV line-earth/ 6kV line-line, 10KV line-earth
Driver Type	Constant Current (CC)
Control	Power and CCT selectable

OPTICAL DATA

LED Type		LED 3030
1 CCT	Luminous Flux (lm)	2900
	Efficacy (4000K Ra80) (lm/W)	145
2 CCT	Luminous Flux (lm)	2600
	Efficacy (4000K Ra80)(lm/W)	130
Correlated Color Temperature		4000K (2700K, 3000K optional)/2CCT Selectable (3000K, 4000K)
Color Rendering Index		Ra80 (Ra70 optional)
Beam Angle		U04201
UGR level		NA

TECHNICAL DATA

LIFESPAN, MOUNT, AND DIMENSIONS

Product Dimensions	200x180x110
Luminaire Net Weight (kg)	1.4
Export Carton Size (mm)	250x250x130
Gross Weight (kg)	1.8
Mounting Option	Wall mounting
EPA	NA
Category of Corrosion	C3 (ISO 9223:2012)
Operating Temperature (°C)	-30 to + 45 (220-240V) -30 to + 50 (100-240V)
Lifespan of LED @Ta=25°C (hours)	L90-57000
	L80-114000
	L70-177000

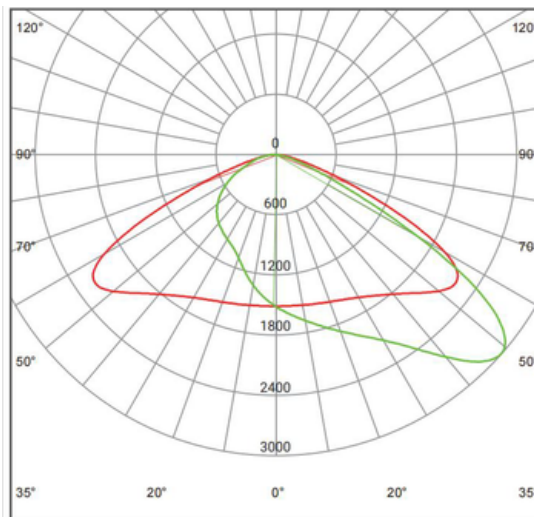
MOUNTING OPTIONS



Wall Mounting option

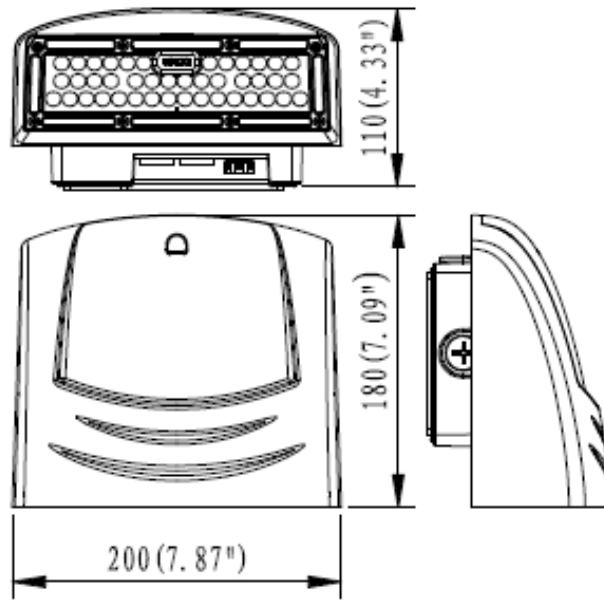
BEAM DISTRIBUTION DATA

20W beam angle




U04201(135×55°)

DIMENSIONS




EASY ASSEMBLY



Thanks to positioning stickers, installers can drill holes precisely and quickly.



Quick terminal block eases cable connection.



Cables can go inside from the bottom or side, very flexible.

CONTACT THE HAZBRITE TEAM FOR MORE ENQUIRIES.

HAZBRITE

www.hazbrite.com
sales@hazbrite.com
+85238533890

Unit 2A, 17/F, Glenealy Tower,
No. 1 Glenealy, Central,
Hong Kong.



Disclaimer

The information provided is accurate to the best of Hazbrite's knowledge at the time of publication. However, customers and end-users should consult the latest product specifications, installation guides, terms, and warranties available at www.hazbrite.com, which shall take precedence in case of any discrepancies or conflicts.